

# A10, A20, A1205, A5400, A5560 Series Padlocks

## Custom Laser Engraving – Effective July 2015

Custom engraving is available on Solid Aluminum A10 and A1205 Series, Stainless Steel A5400, and Solid Brass A20 and A5560 Series padlocks. Engraving includes logos and characters (numbers, letters and symbols).

Logo engraving requires a .pcx (preferred format), .tif, .gif, or .bmp file. Email the logo(s) to [logos@mlock.com](mailto:logos@mlock.com). Logo engraving requires a signed "Authorization to use Trademark" form (below).

For orders with different text on each lock, please provide an Excel® spreadsheet with the information. Take note of the maximum number of characters for the selected line and provide the text so that each line does not exceed the maximum. Characters exceeding the maximum per line will not be engraved.

The minimum order quantity for engraving is 48 locks. The current list price to engrave logos or characters is \$1.00 per area, per lock.

Include this form with your order.

**This is an Editable PDF file.** Your custom information can be typed into the fields using Adobe Acrobat Reader software, which you can download for free at <http://get.adobe.com/reader/>. You can also save your data for future use.

### Authorization to Use Trademark

To: American Lock Company  
A Division of Master Lock Company LLC  
137 W. Forest Hill Ave.  
Oak Creek, WI 53154  
Fax: 800-308-9245

Date: \_\_\_\_\_

Subject: Authorization of American Lock Company, to produce \_\_\_\_\_ branded product.

\_\_\_\_\_ (company) hereby authorizes American Lock Company to use its trademark(s), including those listed below, when manufacturing padlocks and accessories.

Trademark(s): \_\_\_\_\_

Please contact me with any questions.

Sincerely,

Name: \_\_\_\_\_

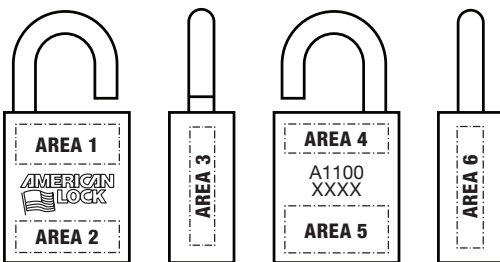
Phone: \_\_\_\_\_

Title: \_\_\_\_\_

Email: \_\_\_\_\_

Company: \_\_\_\_\_

### A10, A20, A1205, A5400, A5560 Series Padlocks



**Variable Text Engraving – Check location:**  
Select an area below for variable text engraving per provided spreadsheet.

- AREA 1    AREA 2    AREA 3    AREA 4  
 AREA 5    AREA 6

**Lock Model – Please indicate which lock model to engrave (for example, A10):**  
\_\_\_\_\_

**Key Code Engraving (on lock) – Check location:**  
The key code is engraved into the key for all padlocks in this series. If you would like the key code lasered on the lock body, select the area(s) below.

- AREA 1    AREA 2    AREA 3    AREA 4  
 AREA 5    AREA 6

**Logo Engraving – Check location:**

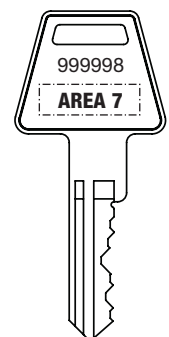
- AREA 1    AREA 5

**Logo File Name:**  
\_\_\_\_\_

**Note:** Logos will be sized to fit area. Email graphics file to [logos@mlock.com](mailto:logos@mlock.com) \*

**Key Marking –**

- Engrave up to 8 characters



American Lock® is a registered trademark of the Master Lock Company LLC. All registered trademarks are the property of their respective owners.

[www.americanlock.com](http://www.americanlock.com)  
[www.masterlock.com](http://www.masterlock.com)

Master Lock Company LLC, Milwaukee, WI 53210 U.S.A. | 800-323-4568  
Master Lock Canada, Mississauga, ON L5L 5Z9 Canada | 800-227-9599  
© 2016 Master Lock Company | All Rights Reserved

A-008 | MO 02/16 PDF Only

*Please indicate on page two any areas where you selected variable text, key code(s), and/or logo engraving on the lock body.*

# A10, A20, A1205, A5400, A5560 Series Padlocks Custom Laser Engraving


Please choose *One Size Option* and then complete the appropriate areas below using the amount of character spaces needed for the size you've chosen. Maximum number of rows and characters per row is indicated for each area ( rows X characters )


**This is an Editable PDF file.** Your custom information can be typed into the fields using Adobe Acrobat Reader software, which you can download for free at <http://get.adobe.com/reader/>. You can also save your data for future use.


## CHOOSE ONLY ONE LETTER SIZE and PROVIDE YOUR ENGRAVING INFORMATION


Arial is the Standard Font


1/8" SIZE


 **TOP FRONT AREA 1**  
3 x 18

 **BOTTOM FRONT AREA 2**  
2 x 18


 **RIGHT SIDE AREA 3**  
3 x 20


 **TOP BACK AREA 4**  
2 x 18


 **BOTTOM BACK AREA 5**  
4 x 18


 **LEFT SIDE AREA 6**  
3 x 20


3/16" SIZE


 **TOP FRONT AREA 1**  
2 x 12

 **BOTTOM FRONT AREA 2**  
2 x 12


 **RIGHT SIDE AREA 3**  
2 x 14


 **TOP BACK AREA 4**  
1 x 12


 **BOTTOM BACK AREA 5**  
3 x 12


 **LEFT SIDE AREA 6**  
2 x 14


1/4" SIZE


 **TOP FRONT AREA 1**  
2 x 9

 **BOTTOM FRONT AREA 2**  
1 x 9

 **RIGHT SIDE AREA 3**  
2 x 9

 **TOP BACK AREA 4**  
1 x 9

 **BOTTOM BACK AREA 5**  
3 x 9

 **LEFT SIDE AREA 6**  
2 x 9

### Custom Engraving Form Must Accompany Purchase Order

End User Company Name: \_\_\_\_\_ End Contact Person: \_\_\_\_\_

End User Phone Number: \_\_\_\_\_ End User Email (for logo approval): \_\_\_\_\_

Distributor Name: \_\_\_\_\_ Distributor P.O. Number: \_\_\_\_\_

**TOTAL →  
SURCHARGE  
PER LOCK**

Number of areas lasered per lock: \_\_\_\_\_ X \$1.00 list = \$ \_\_\_\_\_

Key Marking: \_\_\_\_\_ X \$1.00 list = \$ \_\_\_\_\_

**Total Additional List Price per Lock: \$ \_\_\_\_\_**

Quantity ordering: *(minimum initial order of 48 locks)* \_\_\_\_\_